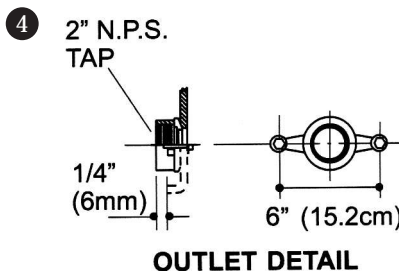
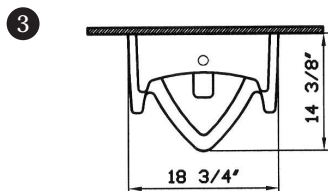
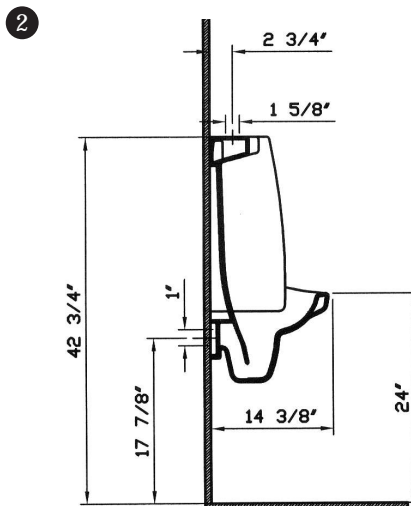
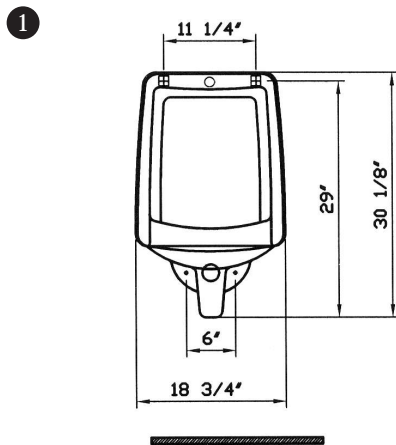


Commercial Line



Description	: Low consumption, wash-out urinal, ADA Compliant (top spud)
Model Number	: 5063-XXX-0198
Size	: 30 1/8" Height x 11 1/4" Width x 14 3/8" Rim
Water Consumption	: 1.0 GPF
Flush System	: Wash-out
Spud Diameter	: 3/4"
Shipping Weight	: 62 lbs.
Shipping Dimensions	: 18 7/8" W x 31 1/2" L x 15" H
Installation Guide	: Vitra Guide # 312853
Included Components	: Top inlet spud (313210) Urinal mounting hanger (313015) Outlet spud (424529)
Material	: Vitreous china
Colors	: 003 White 017 Bone, 068 Biscuit (Basic Colors) "XXX" indicates the color
Standards	: Urinal complies with ADA requirement when rim is mounted no higher than 17" from finished floor. ASME A 112.19.2, CSA B45, ICC/ANSI A 117.1
Warranty	: 10 year limited warranty



Notes:

- DIMENSIONS SHOWN FOR THE LOCATION OF THE SUPPLY IS SUGGESTED.
- INSTALLATION INSTRUCTIONS SUPPLIED WITH THE URINAL.
- FITTINGS ARE NOT INCLUDED

• PROVIDE SUITABLE REINFORCEMENT FOR ALL WALL SUPPORTS.

IMPORTANT: Dimensions of fixtures are nominal and may vary within the range of tolerances established by ASME Standard A 112.19.2, CSA Standard B45 and ICC/ANSI Standard A 117.1. These measurements may be subject to change. No responsibility is assumed for the use of superseded or voided pages.

Meets the American Disabilities Act Guidelines and ANSI A117.1 requirements when installed so top of rim is 17" maximum from the finish floor.

April, 2005