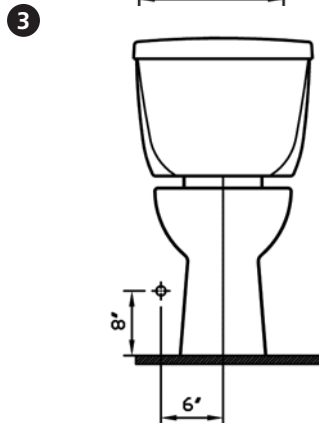
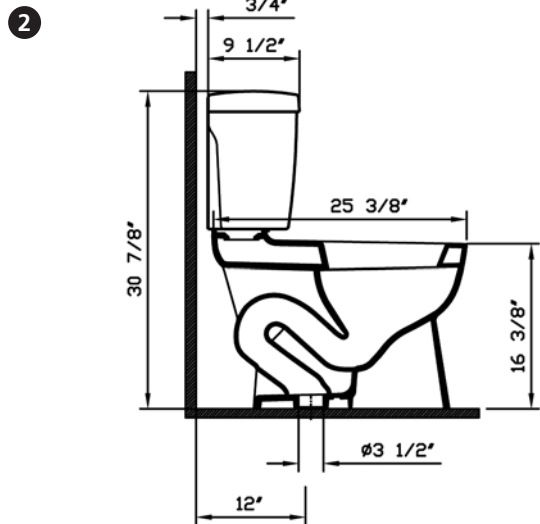
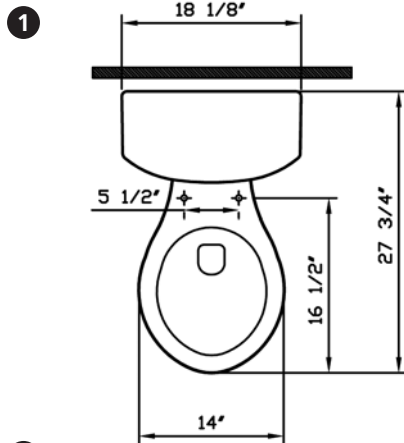




- Description** : EverGreen two-piece Round Front Bowl - ADA Compliant
- Model Numbers** : 5196BXXX-0075
- Compatible Items** : 5402BXXX-5332 (polished chrome plated metal lever on left hand side, fluidmaster fill valve)
5402BXXX-5335 (polished chrome plated metal lever on right hand side, fluidmaster fill valve)
5402BXXX-5249 (white lever on left hand side, fluidmaster fill valve)
- Water Consumption** : 1.2 GPF /4.5 LPF
- Water Surface** : 6 1/4" x 7 7/8"
- Water Depth From Rim** : 7 7/8"
- Rough-In** : 12"
- Minimum Water Pressure** : 20 psi.
- Trap Diameter** : 2" ball pass with 2 1/8" trap diameter
- Trap Seal Depth** : 2 3/8"
- Shipping Weight** : 51 lbs.
- Shipping Dimensions** : 5196: 15 1/8"W x 27 3/8"L x 17 2/8"H
5402: 9 7/8"W x 18 3/4"L x 16"H
- Installation Guide** : Vitra Guide 310790
- Included Components** : Tank fittings, bolt caps (white 310359 / bone-biscuit 310306)
- Material** : Vitreous china
- Colors** : 003 White
017 Bone, 068 Biscuit (Basic Colors)
"XXX" indicates the color
- Standards** : Meets the American Disabilities Act Guidelines and ICC/ANSI A117-1 requirements when installed so top of seat is 17" from the finished floor. Recommended seat for ADA requirements: Vitra 36-XXX-002 ASME A 112.19.2, CSA B45, CMR 248 (State of Massachusetts), ICC/ANSI A.117-1, LADWP/SPS (City of Los Angeles)
- Warranty** : 10 year limited warranty



Notes:

- DIMENSIONS SHOWN FOR THE LOCATION OF THE SUPPLY IS SUGGESTED.
- INSTALLATION INSTRUCTIONS SUPPLIED WITH THE TOILET.

IMPORTANT: Dimensions of fixtures are nominal and may vary within the range of tolerances established by ASME Standard A 112.19.2 and CSA Standard B45., ICC/ANSI A.117-1 These measurements may be subject to change. No responsibility is assumed for the use of superseded or voided pages.

January, 2009